

DLV7300 SERIES – for Miniature Screws (1.0 – 3.5 mm)

Features

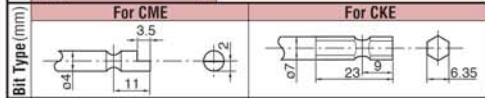
- The dedicated controller realizes high-accuracy screw tightening
- High repeatable torque accuracy
- The controller provides a soft start function. The initial speed at screwdriver startup can therefore be slowed down, effectively preventing screw heads from being scratched.
- Variable speed adjustment enables to select optimum screw tightening speed.
- DLV7325, DLV7335 meet Class 5*1 Clean Room standards

*1: Based on Nitto's standard of measurement



Specifications

Electric Screwdriver	Model	Standard			Clean Room Use	
		DLV7313-CME	DLV7323-CME DLV7321-CME DLV7323-CKE DLV7321-CKE	DLV7333-CME DLV7331-CME DLV7333-CKE DLV7331-CKE	DLV7325-CME*2 DLV7325-CKE	DLV7335-CME*2 DLV7335-CKE
Starting Method				Lever Start		
Input Voltage				36 V DC		
Torque Adjustment				Stepless		
Torque (Nm)		0.03 - 0.15	0.05 - 0.5	0.3 - 1.2	0.05 - 0.5	0.3 - 1.2
Free Speed (min ⁻¹)		700 - 1,000		500 - 700	700 - 1,000	500 - 700
Power Consumption (W)				Approx. 35		
Screw Size (mm)	Machine Screw	Up to 2.0	1.0 - 3.0	2.0 - 3.5	1.0 - 3.0	2.0 - 3.5
	Tapping Screw	Up to 1.7	1.2 - 2.6	2.0 - 3.0	1.2 - 2.6	2.0 - 3.0
Mass (g)			350		400	



*2 : Vacuum pump for suction of screw is available as option. See page 31 for details of the vacuum pump.

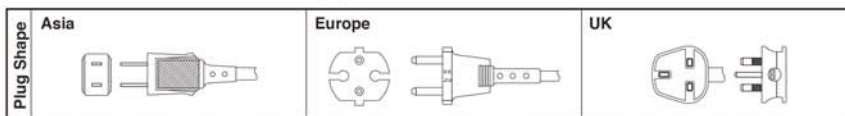
Optional Accessories

Torque Adjustment Ring Cover for DLV7303
DLW5500 (TD00333)

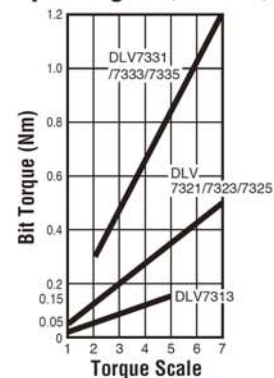
This minimizes tampering or accidental turning of the torque adjustment ring once the torque is set.

Controller	Model	Features	Input Voltage	Control Function	Plug Shape	Mass(kg)		
	DLC1213A-EN	Standard	100 V AC, 50/60 Hz	Soft start. Speed control	Asia	2.3		
	DLC1213A-FE*3	Standard	115 V AC, 50/60 Hz		UK			
	DLC1213A-GE	Standard	220 V AC, 50/60 Hz		Europe			
	DLC1213A-GG	With CE Mark	230 V AC, 50/60 Hz		UK			
	DLC1213A-GG U	With CE Mark	230 V AC, 50/60 Hz		Without Plug			
	DLC1213A-HE	Standard	240 V AC, 50/60 Hz		Asia			
	DLC1215-EN*4	2 Screwdrivers for 1 Controller	100 V AC, 50/60 Hz		Asia		0.36	
	DLC1215-GE*4	2 Screwdrivers for 1 Controller	220 V AC, 50/60 Hz		Asia			
	DLC2310-CE*4	Multiple Controller	24 V AC, 50/60 Hz					9
	DLE3610A-EN*4	Power Supply for DLC2310-CE	100 V AC, 50/60 Hz					

*3 : This model is made to order. *4 : See page 16 for details of the models other than DLC1213A series.



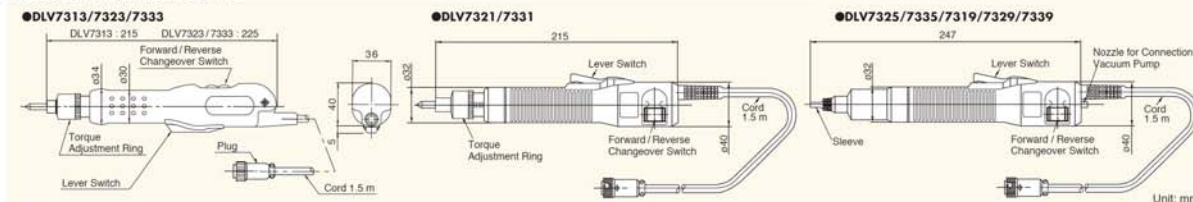
Torque Diagram (for reference)



Standard Accessories

	No.	DLV7313 -CME	DLV7321 / 23 -CME	DLV7331 / 33 -CME	DLV7321 / 23 / 31 / 33-CKE	DLV7325 -CME	DLV7335 -CME	DLV7325 / 35 -CME
Bit	No.0 x 1.8 x 44	1	1	1	1	1	1	1
	No.0 x 2.5 x 44	1	1	1	1	1	1	1
	No.1 x 3 x 44	1	1	1	1	1	1	1
	No.1 x 4 x 44	1	1	1	1	1	1	1
	No.1 x 7 x 50	1	1	1	1	1	1	1
	No.2 x 4 x 44	1	1	1	1	1	1	1
	No.2 x 4.5 x 50	1	1	1	1	1	1	1
	No.2 x 7 x 50	1	1	1	1	1	1	1
Sleeve	DLS2124	1	1	1	1	1	1	1
	DLS2127	1	1	1	1	1	1	1
	DLS2130	1	1	1	1	1	1	1
	DLS2134	1	1	1	1	1	1	1
	DLS2135	1	1	1	1	1	1	1
Suspension Bail				1				

External Dimensions



Last update 03/2015